

Confederates Lighting by Christopher Kuhl

Assistant Lighting Design by Collin Hall
Repertory Plot by Michael K Maag

Key to Marks:

- B Barrel Swap
- C Confederates
- F Focus Change
- N Not in Use
- R REP


THIS PRINTOUT IS LIMITED TO: FEDS Focus

Ch	Unit#	Position	Inst Type	Confederates Purp	Feds Color	Feds Gobo	Mrk
1	39.6	1 CAT DS @	26 S4	F/L1 Nt: Sharp to Shutter	R119		FR

Scy:

Beam: In/ - - + - - Out/FI
US:
SR: **1' off SR edge of deck**
Top:

Axis: | — / \ L/R US/DS
DS: **DS Edge of Dirt**
SL:
Bot:




2	44.9	1 CAT DS @	26 S4	F/L2 Nt: Sharp to Shutter	R119		FR
---	------	---------------	-------	-------------------------------------	------	--	----

Scy:

Beam: In/ - - + - - Out/FI
US:
SR:
Top:

Axis: | — / \ L/R US/DS
DS: **DS Edge of Dirt**
SL:
Bot:




3	50.9	1 CAT DS @	26 S4	F/L3 Nt: Sharp to Shutter	R119		FR
---	------	---------------	-------	-------------------------------------	------	--	----





Scy:

Beam: In/ - - + - - Out/FI
US:
SR:
Top:





Axis: | — / \ L/R US/DS
DS: **DS Edge of Dirt**
SL:
Bot:







THIS PRINTOUT IS LIMITED TO: FEDS Focus

Ch	Unit#	Position	Inst Type	Confederates Purp	Feds Color	Feds Gobo	Mrk
40	60.6	5 CAT US @	36 S4	F/L40 Nt: Sharp to Shutter	R119		FR
Scy:							
Beam:		In/ - - + - - Out/FI	Axis:	— / \ L/R US/DS			
US:			DS:				
SR:			SL:	1' off SL edge of deck			
Top:			Bot:				
							
41	52.3	4 CAT DS @	26 S4 LED	VOM DR Nt: Sharp to Shutter	R119		R
Scy:							
Beam:		In/ - - + - - Out/FI	Axis:	— / \ L/R US/DS			
US:			DS:				
SR:		Audience Hand Rail	SL:	Audience Hand Rail			
Top:		Top of Audience Seating	Bot:	DSR Corner of Deck			
							
42	47.9	4 CAT DS @	26 S4 LED	VOM DL Nt: Sharp to Shutter	R119		R
Scy:							
Beam:		In/ - - + - - Out/FI	Axis:	— / \ L/R US/DS			
US:			DS:				
SR:		Audience Hand Rail	SL:	Audience Hand Rail			
Top:		Top of Audience Seating	Bot:	DSL Corner of Deck			
							
43	56.9	3 CAT US @	26 S4 LED	USL Unit Nt: Sharp to Shutter	R119		FR
Scy:							
Beam:		In/ - - + - - Out/FI	Axis:	— / \ L/R US/DS			
US:			DS:				
SR:		SR Edge of USL Wall	SL:	SL Edge of USL Wall			
Top:		Top Edge of USL Wall	Bot:	Bottom of USL Door/Wall			
							

THIS PRINTOUT IS LIMITED TO: FEDS Focus


Ch	Unit#	Position	Inst Type	Confederates Purp	Feds Color	Feds Gobo	Mrk
44	43.3	3 CAT US @	26 S4 LED	USR Unit Nt: Sharp to Shutter	R119		FR
Scy:		Beam: In/ - - + - - Out/FI		Axis: — / \ L/R US/DS			
US:		DS:		SL: SL Edge of USR Wall			
SR:		SR Edge of USR Wall		Bot: Bottom of USR Door/Wall			
Top:		Top Edge of USR Wall					
45	63.6	LS-02 @	26 S4	USR Unit Nt: Sharp to Shutter	G885+R119		C
Scy:		Beam: In/ - - + - - Out/FI		Axis: — / \ L/R US/DS			
US:		Top Edge of USR Wall		DS:			
SR:		Hands up for someone far SR		SL: Center Line			
Top:				Bot:			
46	36.9	LS-02 @	26 S4	USL Unit Nt: Sharp to Shutter	G885+R119		C
Scy:		Beam: In/ - - + - - Out/FI		Axis: — / \ L/R US/DS			
US:		Top Edge of USL Wall		DS:			
SR:		Center Line		SL: Hands up for someone far SL			
Top:				Bot:			
51	39.6	4 CAT DS @	26 S4	BK:1 Nt: Sharp to Shutter	G842+R119		FR
Scy:		Beam: In/ - - + - - Out/FI		Axis: — / \ L/R US/DS			
US:				DS: Bottom of the 1st step			
SR:		SR Edge of Deck		SL:			
Top:				Bot:			

THIS PRINTOUT IS LIMITED TO: FEDS Focus





Ch	Unit#	Position	Inst Type	Confederates Purp	Feds Color	Feds Gobo	Mrk
80	60.6	LS-02 @	26 S4	BK:30 Nt: Sharp to Shutter	G842+R119		FR
Scy:		Beam: In/ - - + - - Out/FI		Axis: — / \ L/R US/DS			
US:		Bottom of US Walls		DS:			
SR:				SL: SL Edge of Deck			
Top:				Bot:			
83	29.9	1 CAT US @	36 S4	BK: DR Vom Nt: Sharp to Shutter	G888+R119		R
Scy:		Beam: In/ - - + - - Out/FI		Axis: — / \ L/R US/DS			
US:				DS:			
SR:		Audience Hand Rail		SL: Audience Hand Rail			
Top:		Squared Off		Bot: Bottom of Hand Rail			
84	70.3	1 CAT US @	36 S4	BK: DL Vom Nt: Sharp to Shutter	G888+R119		R
Scy:		Beam: In/ - - + - - Out/FI		Axis: — / \ L/R US/DS			
US:				DS:			
SR:		Audience Hand Rail		SL: Audience Hand Rail			
Top:		Squared Off		Bot: Bottom of Hand Rail			
86	42.0	LS-04 @	26 S4	BK: 31 Nt: Sharp to Shutter	G842+R132		C
Scy:		Beam: In/ - - + - - Out/FI		Axis: — / \ L/R US/DS			
US:				DS:			
SR:		SR Edge of Deck		SL:			
Top:		Bottom of USR Wall		Bot:			

THIS PRINTOUT IS LIMITED TO: FEDS Focus







Ch	Unit#	Position	Inst Type	Confederates Purp	Feds Color	Feds Gobo	Mrk
206	40.6	3 CAT US @	36 S4 LED	DN:6 Nt: Sharp to Shutter	R119		FR
Scy:							
Beam:		In/ - - + - -	Out/FI	Axis: — / \ L/R US/DS			
US:				DS: DS Edge of Dirt			
SR:		SR Edge of Deck		SL: Hard wood floor meets dirt			
Top:				Bot:			
207	45.9	3 CAT US @	36 S4 LED	DN:7 Nt: Sharp to Shutter	R119		FR
Scy:							
Beam:		In/ - - + - -	Out/FI	Axis: — / \ L/R US/DS			
US:				DS: DS Edge of Dirt			
SR:		1st step of hard wood		SL:			
Top:				Bot:			
208	50.3	3 CAT US @	36 S4 LED	DN:8 Nt: Sharp to Shutter	R119		FR
Scy:							
Beam:		In/ - - + - -	Out/FI	Axis: — / \ L/R US/DS			
US:				DS: DS Edge of Dirt			
SR:		Off wood floor		SL: Off wood floor			
Top:				Bot:			
209	54.3	3 CAT US @	36 S4 LED	DN:9 Nt: Sharp to Shutter	R119		FR
Scy:							
Beam:		In/ - - + - -	Out/FI	Axis: — / \ L/R US/DS			
US:		Off wood floor		DS: DS Edge of Dirt			
SR:				SL: SL Edge of Dirt			
Top:				Bot:			







THIS PRINTOUT IS LIMITED TO: FEDS Focus

Ch	Unit#	Position	Inst Type	Confederates Purp	Feds Color	Feds Gobo	Mrk
601	47.6	1 CAT DS @	36 S4	DS Dirt F/L Nt: Sharp to Gobo	G888+R119		C
Scy:							
Beam:		In/ - - + - - Out/FI	Axis: — / \ L/R US/DS				
US:			DS: DS Edge of Dirt				
SR:			SL:				
Top:			Bot:				
							
602	48.6	1 CAT US @	36 S4	C Special Nt: Sharp to Shutter	G888+R119		C
Scy:							
Beam:		In/ - - + - - Out/FI	Axis: — / \ L/R US/DS				
US:			DS:				
SR:		1.5' SR of center line	SL: 1.5' SL of center line				
Top:		Hands up for someone center	Bot: Top Point of Dirt				
							
603	48.0	2 CAT US Sandra @ SR Spike	19 S4	SR Special Nt: Sharp to Shutter	G888+R119		C
Scy:							
Beam:		In/ - - + - - Out/FI	Axis: — / \ L/R US/DS				
US:			DS:				
SR:		1.5' SR of Sandra	SL: 1.5' SL of Sandra				
Top:		Hands up	Bot: Waist				
							
604	54.3	2 CAT US Sara @ SL Spike	19 S4	SL Special Nt: Sharp to Shutter	G888+R119		C
Scy:							
Beam:		In/ - - + - - Out/FI	Axis: — / \ L/R US/DS				
US:			DS:				
SR:		1.5' SR of Sara	SL: 1.5' SL of Sara				
Top:		Hands up	Bot: Waist				
							





THIS PRINTOUT IS LIMITED TO: FEDS Focus

Ch	Unit#	Position	Inst Type	Confederates Purp	Feds Color	Feds Gobo	Mrk
609	26.6	3 CAT US @	26 S4	USR Unit Nt: Sharp to Shutter	R3206+R119		C
Scy:		Beam: In/ - - + - - Out/FI		Axis: — / \ L/R US/DS			
US:		DS:		SL: SL Edge of USL Wall			
SR: SR Edge of USR Wall		Bot: DS Edge SR Wagon					
Top: Top of USR Wall							
610	71.6	3 CAT US @	26 S4	USL Unit Nt: Sharp to Shutter	R3206+R119		C
Scy:		Beam: In/ - - + - - Out/FI		Axis: — / \ L/R US/DS			
US:		DS:		SL: SL Edge of USL Wall			
SR: SR Edge of USL Wall		Bot: Bottom of USL Wall					
Top: Top of USL Wall							
611	57.3	4 CAT DS @	50 S4	A14 Tmp DN Nt: Sharp to Gobo	R321+R132	R77561	 C
Scy:		Beam: In/ - - + - - Out/FI		Axis: — / \ L/R US/DS			
US:		DS: DS Edge of Wood Floor		SL: 1' off SL edge of deck			
SR: Center Line		Bot:					
Top:							
612	55.3	4 CAT US @	50 S4	A19 Tmp DN Nt: Sharp to Gobo	R321+R132	R77561	 C
Scy:		Beam: In/ - - + - - Out/FI		Axis: — / \ L/R US/DS			
US:		DS:		SL: 1' off SL edge of deck			
SR: Center Line		Bot:					
Top:							

THIS PRINTOUT IS LIMITED TO: FEDS Focus

Ch	Unit#	Position	Inst Type	Confederates Purp	Feds Color	Feds Gobo	Mrk
732	24.6	5 CAT DS @	26 S4	RED DIAG \> Nt: Sharp to Shutter	G245+G1010		C
Scy:		Beam: In/ - - + - - Out/FI		Axis: — / \ L/R US/DS			
US: Mid-stage		DS: Wood floor meets dirt		SL: Back of 1st row of armrests			
SR: Center Line		Top:		Bot:			
733	25.0	6 CAT DS @	26 S4	RED DIAG \> Nt: Sharp to Shutter	G245+G1010		C
Scy:		Beam: In/ - - + - - Out/FI		Axis: — / \ L/R US/DS			
US: DS Edge of USL Wagon		DS: Mid-stage		SL: Back of 1st row of armrests			
SR: Center Line		Top:		Bot:			
741	75.0	4 CAT DS @	26 S4	Chandelier Light Nt: Sharp to Shutter	R20+R119		C
Scy:		Beam: In/ - - + - - Out/FI		Axis: — / \ L/R US/DS			
US: Off the clouds		DS:		SL:			
SR: Back of 1st row of armrests		Top:		Bot:			
742	75.3	5 CAT DS @	26 S4	AMBER DIAG </ Nt: Sharp to Shutter	L022+G1010		C
Scy:		Beam: In/ - - + - - Out/FI		Axis: — / \ L/R US/DS			
US: Mid-stage		DS: Hard wood floor meets dirt		SL: Center Line			
SR: Back of 1st row of armrests		Top:		Bot:			

THIS PRINTOUT IS LIMITED TO: FEDS Focus

Ch	Unit#	Position	Inst Type	Confederates Purp	Feds Color	Feds Gobo	Mrk
743	75.0	6 CAT DS @	26 S4	AMBER DIAG </ Nt: Sharp to Shutter	L022+G1010		C
Scy:		Beam: In/ - - + - - Out/FI		Axis: — / \ L/R US/DS			
US:		DS Edge of USR		DS: Mid-stage			
SR:		Back of 1st row of armrests		SL: Center Line			
Top:				Bot:			
751	46.6	5 CAT DS @	36 S4	BX TMP DSR Nt: Sharp to Gobo	R3208	R77833	● C
Scy:		Beam: In/ - - + - - Out/FI		Axis: — / \ L/R US/DS			
US:				DS: DS Edge of Dirt			
SR:		SR Edge of Deck		SL:			
Top:				Bot:			
752	53.6	5 CAT DS @	36 S4	BX TMP DSL Nt: Sharp to Gobo	R3208	R77833	● C
Scy:		Beam: In/ - - + - - Out/FI		Axis: — / \ L/R US/DS			
US:				DS: DS Edge of Dirt			
SR:				SL: SL Edge of Deck			
Top:				Bot:			
753	47.9	5 CAT DS @	50 S4	BX TMP MDSR Nt: Sharp to Gobo	R3208	R77833	● C
Scy:		Beam: In/ - - + - - Out/FI		Axis: — / \ L/R US/DS			
US:				DS:			
SR:				SL: SL Edge of Deck			
Top:				Bot:			