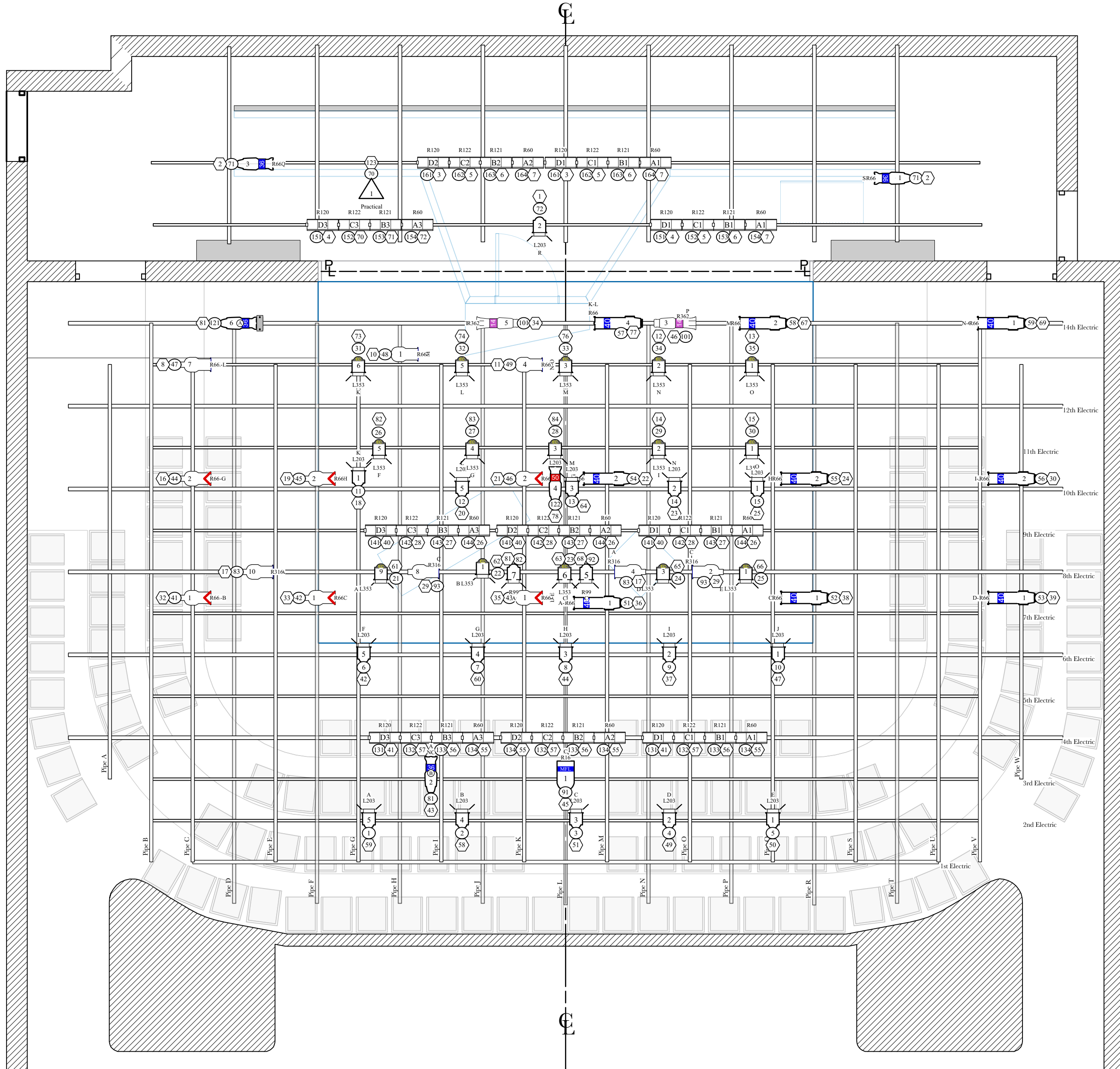



25'0" 20'0" 15'0" 10'0" 5'0" 0' 5'0" 10'0" 15'0" 20'0" 25'0"



Key to Instrumentation

Used	Symbol	Instrument	Wattage	#In Stock	#Available
2		14 Degree Source 4	575w	4	3
1		50 Degree Source 4	575w	4	4
7		Altman 6x9	575w	7	7
6		Altman 4.5 x 6.5	575w	14	6
9		Colortran 6/50 40 Degree	575w	9	9
18		Altman 6" Fresnel w/ barndoor	750w	21	21
15		EC 6" Fresnel	750w	15	15
10		6" R40 FL Striplight 12 cell 4 circuit	1000w	11	11
4		36 Degree Source 4	575w	4	4
1		MFL PAR Can	1000w	4	1
1		Practical Lamp	60w A-frosted	1	1

Template Legend

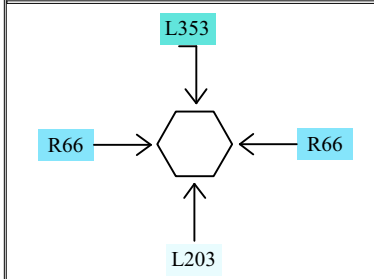


Template A
Double Hung
Shadow
R 77643
A size
Count: 1

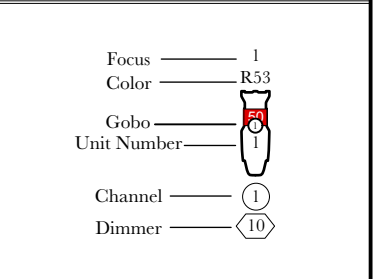


Template B
Winter Tree 2
R 79119
B size
Count: 1

System Legend



Label Legend



Notes

- Please provide extra top hats, half hats, and barndoors at focus.
- Please provide cuts of R119 and R132 at the time of focus.
- Please load all color templates, gobos, and barndoors prior to focus.
- Additional questions or concerns should be made to the designer kws427@vols.utk.edu or (901) 493-6806.

Disassembly

CLARENCE BROWN LAB THEATER

LIGHT PLOT

Lighting Designer: Collin Hall

Director: Keegan Tucker


Scenic Design: Clarice Phillips

Costume Designer: Kate Cannon

Lighting Supervisor: Travis Gaboda

Master Electrician: Jon Morman

Stage Manager: Danielle Kowalkowski



Scale: 1/4" = 1'0"

Plate#: 1 of 2

Drafting Date: 3/4/18
Revision Number: 6

Drafted By:
CH

Approval Date:
1/7/18